

Cristina Mircea

# ENGLISH FOR KIDS

CAIET DE LUCRU PENTRU  
CLASA A II-A

editat de Arabella McIntyre-Brown



## Table of contents

UNIT 1	1. Hello, welcome back!	4
	2. Hello, my family!	6
	3. Round-up	8
UNIT 2	1. Outside the house	10
	2. Inside the house	12
	3. The rooms of the house	14
	4. Round-up	16
UNIT 3	1. One, two, three...!	18
	2. How old are you?	20
	3. My presents	22
	4. Round-up	24
UNIT 4	1. My food	26
	2. My drinks	28
	3. My fruit	30
	4. Round-up	32
UNIT 5	1. On the farm	34
	2. At the zoo	36
	3. I love pets!	38
	4. Round-up	40
UNIT 6	1. I have got blue eyes	42
	2. My doll has got long hair!	44
	3. My doll is beautiful!	46
	4. Round-up	48
UNIT 7	1. In the wardrobe	50
	2. At the clothes shop	52
	3. A birthday party	54
	4. Round-up	56
UNIT 8	1. The seasons	58
	2. I love sunny days!	60
	3. The months of the year	62
	4. Round-up	64




#### 1 LISTEN AND REPEAT: MORNING




#### AFTERNOON



#### EVENING



#### NIGHT



#### 2 LOOK AT THE PICTURES AND SAY:



GOOD MORNING!



GOOD ... !



GOOD ... !



GOOD ... !



## 3 LOOK, LISTEN AND REPEAT:

SUN





MOON



STAR



## 4 LOOK AND MATCH:




GOOD MORNING!


GOOD NIGHT!

GOOD EVENING!


## 5 LOOK, LISTEN AND COLOUR IN:




YELLOW




ORANGE




RED



WHITE



PURPLE



BROWN



BLUE



GREEN



PINK



GREY



## 2. HELLO, MY FAMILY!

### 1 LISTEN AND REPEAT:

HELLO!  
I'M BOBBY!  
NICE  
TO MEET  
YOU!




### 2 LOOK AND WRITE WHAT THE CHILDREN ARE SAYING:


HELLO!  
I'M SARAH!  
NICE  
TO MEET  
YOU!



SARAH



MARK



JANE




3 LOOK AT EXERCISE 2 AGAIN.  
INTRODUCE YOURSELF TO THE CLASS!

4 LISTEN, POINT AND REPEAT:



SHE IS SARAH.  
SHE IS A GIRL.



HE IS MARK.  
HE IS A BOY.



SHE IS JANE.  
SHE IS A GIRL.



HE IS BOBBY.  
HE IS A BOY.


5 LOOK, MATCH AND COLOUR IN:



FATHER

GRANDPA

MOTHER



GRANDMA

SISTER

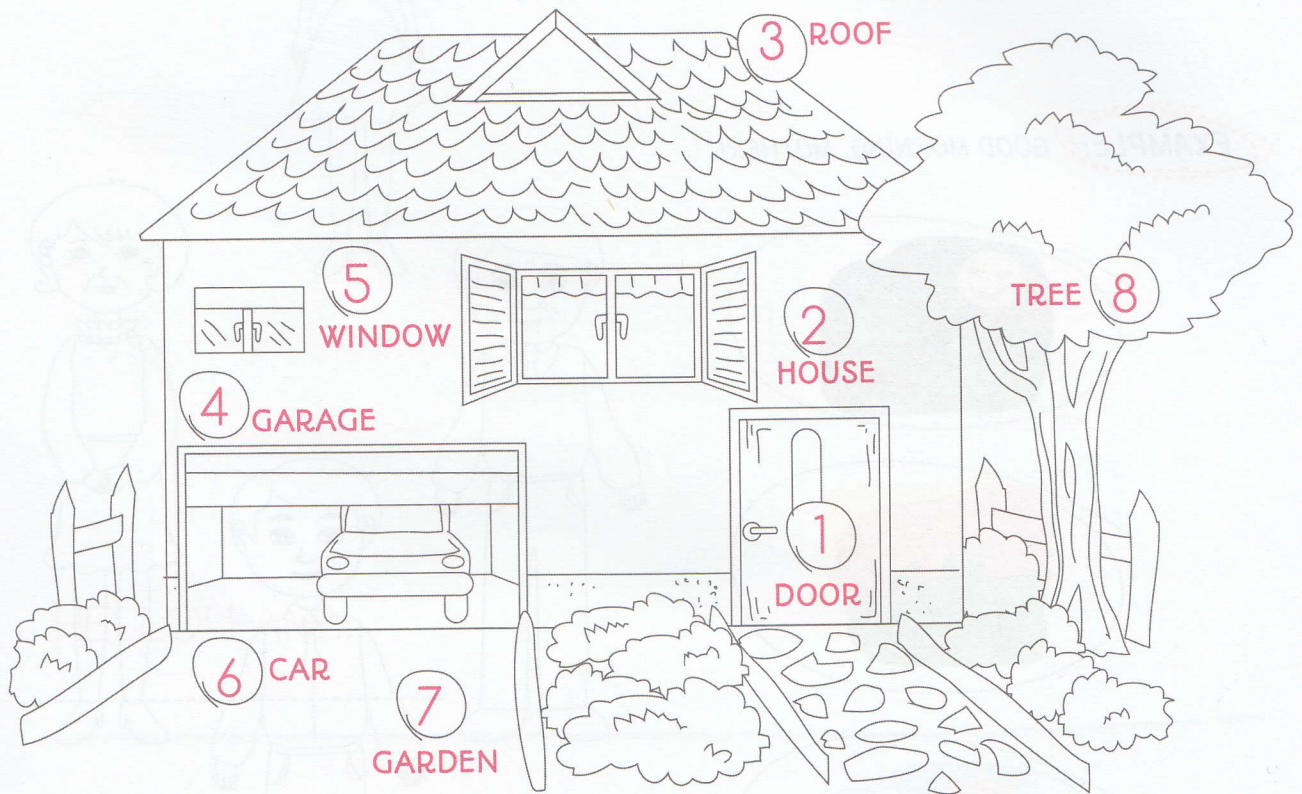
BROTHER

6 LOOK AGAIN AT EXERCISE 5, THEN SAY AND WRITE  
FOR EACH MEMBER OF THE FAMILY:

**EXAMPLE:** HE IS MY GRANDPA! HE IS A BOY!  
SHE IS MY GRANDMA! SHE IS A GIRL!



#### 1 LOOK, LISTEN AND REPEAT:



#### 2 LOOK AT THE PICTURE IN EXERCISE 1, THEN WRITE THE CORRECT NUMBERS:

HOUSE

WINDOW

GARDEN

DOOR

ROOF

CAR

GARAGE

TREE

#### 3 LISTEN AND COLOUR IN THE PICTURE IN EXERCISE 1:

1. THE ROOF IS RED.

2. THE HOUSE IS BLUE.

3. THE WINDOWS ARE YELLOW.

4. THE DOOR IS BROWN.

5. THE GRASS IS GREEN.

6. THE GARAGE IS PURPLE.

7. THE CAR IS PINK.

8. THE ROOF IS BROWN.






LOOK, LISTEN AND REPEAT:

ON




THE MOUSE IS  
ON THE BOX.

IN  
FRONT  
OF



THE MOUSE IS IN  
FRONT OF THE BOX.

BEHIND



THE MOUSE IS  
BEHIND THE BOX.



5 GO BACK TO EXERCISE 1. DRAW AND COLOUR IN:

1. A BLUE MOUSE ON THE ROOF.

3. A PINK MOUSE BEHIND THE TREE.

2. A RED MOUSE IN FRONT OF THE GARAGE.

4. A GREEN MOUSE ON THE CAR.

6 LOOK AGAIN AT THE PICTURE IN EXERCISE 1 AND CIRCLE THE CORRECT WORDS:

EXAMPLE: THE BLUE MOUSE IS ON / IN FRONT OF THE ROOF

1. THE RED MOUSE IS BEHIND / IN FRONT OF THE GARAGE.

2. THE PINK MOUSE IS BEHIND / ON THE TREE.

3. THE GREEN MOUSE IS IN FRONT OF / ON THE CAR.